

Pictures from Tour of Worthington Police Station  
Worthington Galena Road  
7-2018

From the public entrance – secure lobby – two windows – Records and to the Left – Dispatch. Behind the picture a sign in sheet, a chair or two and bulletin boards and to the right a locked elevator and locked entrances on both sides.



Left – in Lobby – Dispatch behind the glass



Lower level – Processing Area – a 4 hour hold room. Chief wanted to emphasize how little this room is used – must process people and move them out as quick as possible. Bolted table, plastic chair and waste can






Processing Area – Bench – and breathalyzer in the back



Second Bench



In the Process Area – work desks for officers





Locker Room – separate for M/F






Shower and bathroom in each locker room

Chief stated they do not use these.



Four Sergeant Work Areas – typical cubical style





Multipurpose – Roll Call, Training and Lunch Room. (next slide is view from other direction)

Notice Safe – Worthington had several weapon safes in various offices.

There is also a Lunch room near by shared by the dispatchers



Multipurpose

Second Slide  
from other  
direction






Lunch Room



Worthington had Sally Port

Garage with Electronic garage door, gun lock up area, floor drain (Chief emphasized importance particularly in winter with dripping car.

This picture is of wash station in case suspect had chemicals sprayed in their face



Evidence Locker system using pneumatic tubes with locking doors.

